

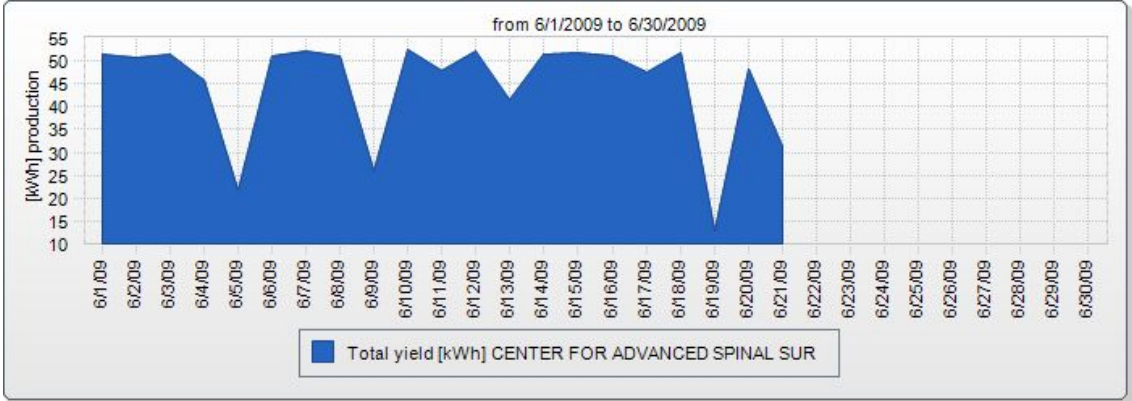


Sunny Portal Info Report for plant:
CENTER FOR ADVANCED SPINAL SUR
June 2009

Monthly Production:	942.33 kWh
Monthly Power (max.):	7.05 kW
Monthly Revenue:	109.31 \$
Monthly CO2 Reduction:	659.63 kg

CENTER FOR ADVANCED SPINAL SUR Monthly report

	Energy production [kWh] June 2009	Energy production [kWh] 2009
CENTER FOR ADVANCED SPINAL SUR	942.33	6047.52
	942.33 [sum]	6047.52 [sum]



6/22/2009 12:38:54 AM (UTC) Created by Sunny Portal / SMA Solar Technology AG

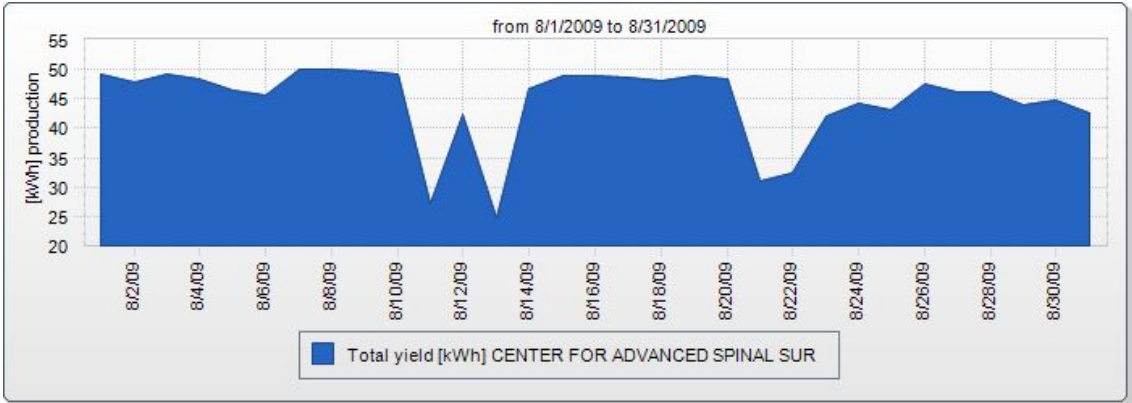


Sunny Portal Info Report for plant:
CENTER FOR ADVANCED SPINAL SUR
August 2009

Monthly Production:	1383.2 kWh
Monthly Power (max.):	7.05 kW
Monthly Revenue:	160.45 \$
Monthly CO2 Reduction:	968.24 kg

CENTER FOR ADVANCED SPINAL SUR Monthly report

	Energy production [kWh] August 2009	Energy production [kWh] 2009
CENTER FOR ADVANCED SPINAL SUR	1383.20	9182.19
	1383.20 [sum]	9182.19 [sum]



9/1/2009 9:01:33 AM (UTC) Created by Sunny Portal / SMA Solar Technology AG



Sunny Portal Info Report for plant:
CENTER FOR ADVANCED SPINAL SUR
September 2009

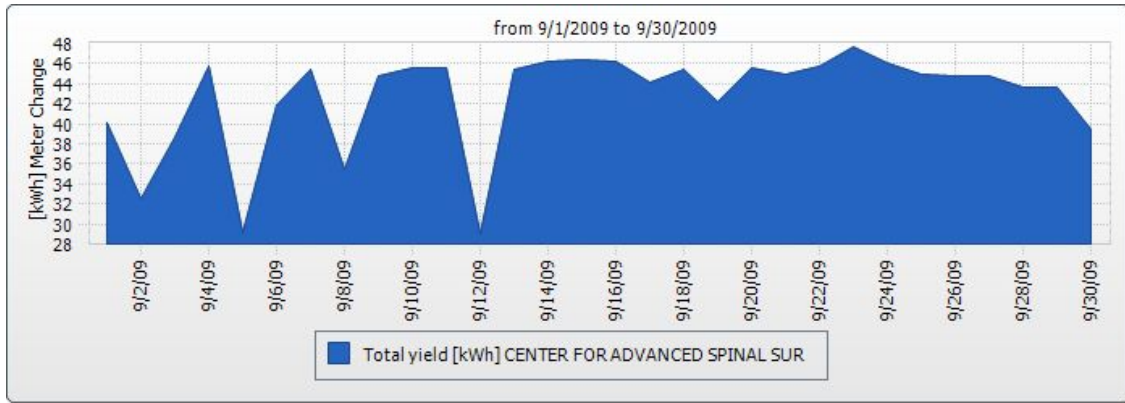
Monthly Production:	1280.92 kWh
Monthly Power (max.):	7.03 kW
Monthly Revenue:	148.59 \$
Monthly CO2 Reduction:	896.64 kg

CENTER FOR ADVANCED SPINAL SUR Monthly report

Devices/Plants	Energy Meter Change [kWh]	Energy Meter Change [kWh]
CENTER FOR ADVANCED SPINAL SUR	September 2009	2009
	1280.92	10463.11
	1280.92	10463.11
	[Total]	[Total]

[< Year < Month](#)

[Month > Year >](#)



10/1/2009 9:29:49 AM (UTC) Created by Sunny Portal / SMA Solar Technology AG

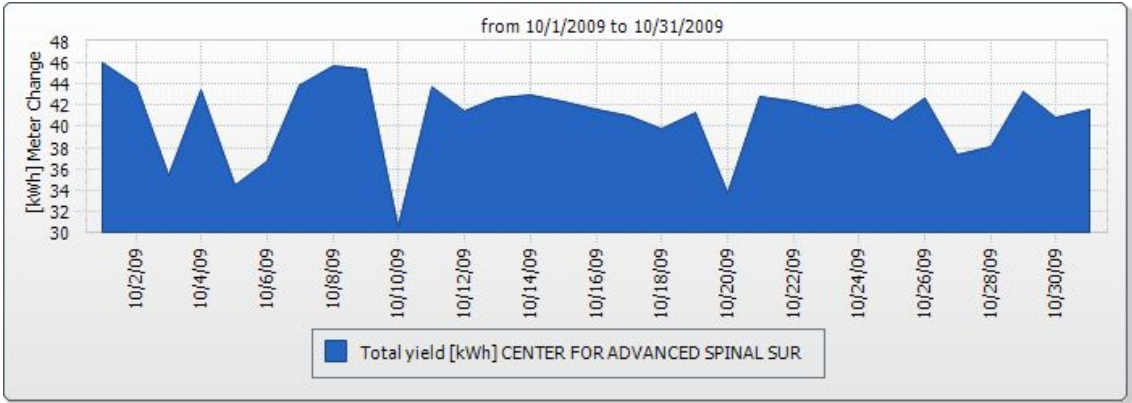


Sunny Portal Info Report for plant:
CENTER FOR ADVANCED SPINAL SUR
October 2009

Monthly Production:	1268.63 kWh
Monthly Power (max.):	7.05 kW
Monthly Revenue:	147.16 \$
Monthly CO2 Reduction:	888.04 kg

CENTER FOR ADVANCED SPINAL SUR Monthly report

Devices/Plants	Energy Meter Change [kWh] October 2009	Energy Meter Change [kWh] 2009
CENTER FOR ADVANCED SPINAL SUR	1268.63	11731.74
	1268.63 [Total]	11731.74 [Total]



11/1/2009 9:01:57 AM (UTC) Created by Sunny Portal / SMA Solar Technology AG

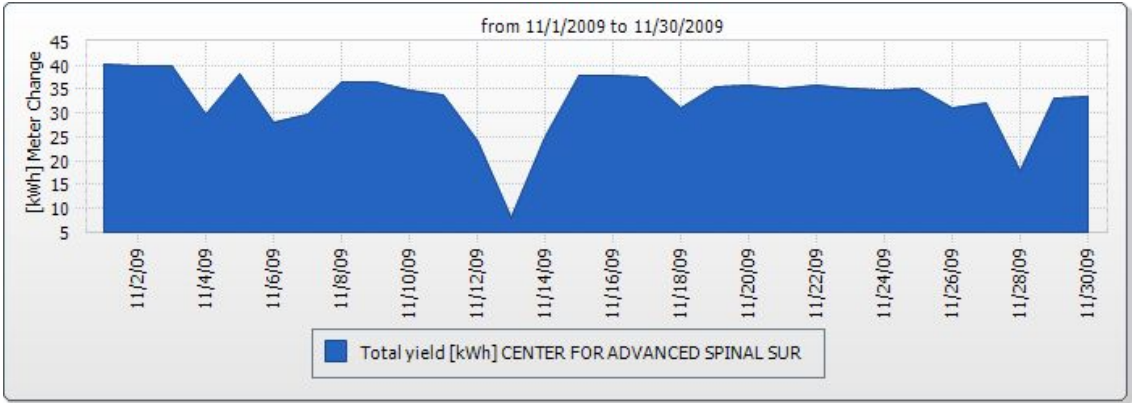


Sunny Portal Info Report for plant:
CENTER FOR ADVANCED SPINAL SUR
November 2009

Monthly Production:	984.45 kWh
Monthly Power (max.):	6.95 kW
Monthly Revenue:	114.2 \$
Monthly CO2 Reduction:	689.12 kg

CENTER FOR ADVANCED SPINAL SUR Monthly report

Devices/Plants	Energy Meter Change [kWh] November 2009	Energy Meter Change [kWh] 2009
CENTER FOR ADVANCED SPINAL SUR	984.45	12716.19
	984.45	12716.19
	[Total]	[Total]



12/1/2009 9:02:00 AM (UTC) Created by Sunny Portal / SMA Solar Technology AG

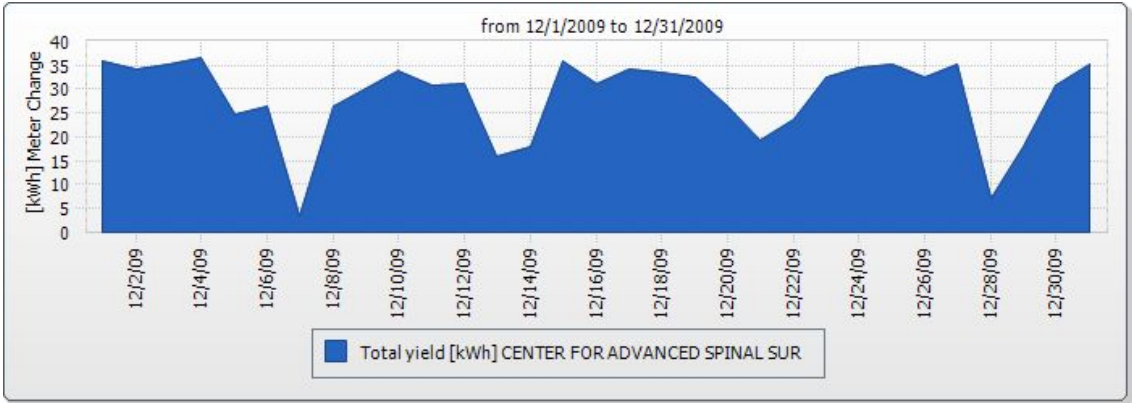


Sunny Portal Info Report for plant:
CENTER FOR ADVANCED SPINAL SUR
December 2009

Monthly Production:	881.88 kWh
Monthly Power (max.):	6.8 kW
Monthly Revenue:	102.3 \$
Monthly CO2 Reduction:	617.32 kg

CENTER FOR ADVANCED SPINAL SUR Monthly report

Devices/Plants	Energy Meter Change [kWh] December 2009	Energy Meter Change [kWh] 2009
CENTER FOR ADVANCED SPINAL SUR	881.88	13598.07
	881.88 [Total]	13598.07 [Total]



1/1/2010 9:00:07 AM (UTC) Created by Sunny Portal / SMA Solar Technology AG